










# Nonfiction Text Features Chart

A student guide for  
identifying and remembering  
nonfiction text features



By: Kelli Haynie • 2016  
Elementary Ever After

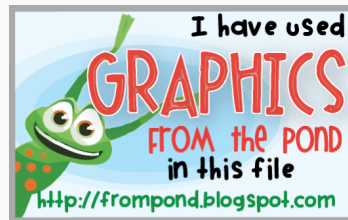
# Nonfiction Text Features

<p>Title</p>	<p>Titles give the reader an idea of what the text will be about.</p>	
<p>Table of Contents</p>	<p>Tells the topics that are in the book and what page you can find them.</p>	
<p>Heading</p>	<p>The name of a section-headings give us a "preview" of what you will be reading</p>	
<p>Photographs</p>	<p>Real pictures taken by a camera that help us better understand the topic.</p>	
<p>Captions</p>	<p>Small text near a picture that tells information.</p>	
<p>Labels</p>	<p>Words that tell about a specific part of a picture or diagram.</p>	
<p>Bold Print</p>	<p>Words that are bolder (dark) are very important to the topic.</p>	<p>It is important to wear a <b>helmet</b> for safety.</p>
<p>Diagram</p>	<p>A labeled picture that shows the parts of something.</p>	
<p>Charts</p>	<p>Charts show a lot of information in a small space.</p>	
<p>Index</p>	<p>A list of important topics in the text with page numbers.</p>	

~Thank You For Your Download~  
The following resources were  
used in making this product:



*My*CuteGraphics



Connect With Me!

Facebook:

<https://www.facebook.com/ElementaryEverAfter/>

Pinterest:

<https://www.pinterest.com/obxsteeler/>